



Oklahoma Horse Racing Commission Statistical Audit Report of Gaming Operations

Blue Ribbon Downs Racino, Will Rogers Downs and
Remington Park



April 2007



Office of the Oklahoma State Auditor and Inspector
Jeff A. McMahan, CFE

**OKLAHOMA HORSE RACING COMMISSION
STATISTICAL REPORT OF GAMING OPERATIONS
BLUE RIBBON DOWNS RACINO, WILL ROGERS DOWNS
AND REMINGTON PARK
APRIL 2007**

This publication is printed and issued by the State Auditor and Inspector as authorized by 74 O.S. 2001, § 212 and 74 O.S. 2001, § 3105. Forty copies have been prepared and distributed at a cost of \$81.95. Copies have been deposited with the Publications Clearinghouse of the Oklahoma Department of Libraries.



STATE OF OKLAHOMA
OFFICE OF THE AUDITOR AND INSPECTOR

Jeff A. McMahan
State Auditor and Inspector

May 14, 2007

**TO THE MEMBERS OF THE OKLAHOMA
HORSE RACING COMMISSION**

Transmitted herewith is the Statistical Report of Gaming Operations for Blue Ribbon Downs Racino, Will Rogers Downs and Remington Park for the month of April 2007, which is the result of our monitoring and data accumulation.

We wish to take this opportunity to express our appreciation for the assistance and cooperation extended to our office during this time.

The Office of the State Auditor and Inspector is committed to serve the public interest by providing independent oversight by issuing reports that serve as a management tool to the state. Our goal is to ensure a government, which is accountable to the people of the State of Oklahoma.

Sincerely,

A handwritten signature in blue ink, reading "Jeff A. McMahan".

JEFF A. McMAHAN, CFE
State Auditor and Inspector

**OKLAHOMA HORSE RACING COMMISSION
STATISTICAL REPORT OF GAMING OPERATIONS
BLUE RIBBON DOWNS RACINO, WILL ROGERS DOWNS AND REMINGTON PARK
FOR THE MONTH OF APRIL 2007**

TABLE OF CONTENTS

	<u>PAGE</u>
STATE AUDITOR AND INSPECTOR LETTER	4
STATISTICAL REPORT OF GAMING OPERATIONS	5



STATE OF OKLAHOMA
OFFICE OF THE AUDITOR AND INSPECTOR

Jeff A. McMahan
State Auditor and Inspector

**TO THE MEMBERS OF THE OKLAHOMA
HORSE RACING COMMISSION**

We compiled the information presented in this report from the statistical data obtained from the gaming vendors and licensees located at Blue Ribbon Downs Racino, Will Rogers Downs and Remington Park for the month of April 2007.

We were not engaged to perform an audit in accordance with generally accepted auditing standards, the objective of which would be the expression of an opinion on specified elements or accounts. Accordingly, we do not express such an opinion. This report relates only to the procedures specified above and does not extend to any financial statements of the racetracks or racinos taken as a whole.

In planning and performing these procedures, we considered the internal control structure of the gaming departments; however, our procedures were substantially less in scope than the procedures we would have applied if we had been engaged to express an opinion on the internal controls. Accordingly, we do not express an opinion on their internal control structure.

Sincerely,

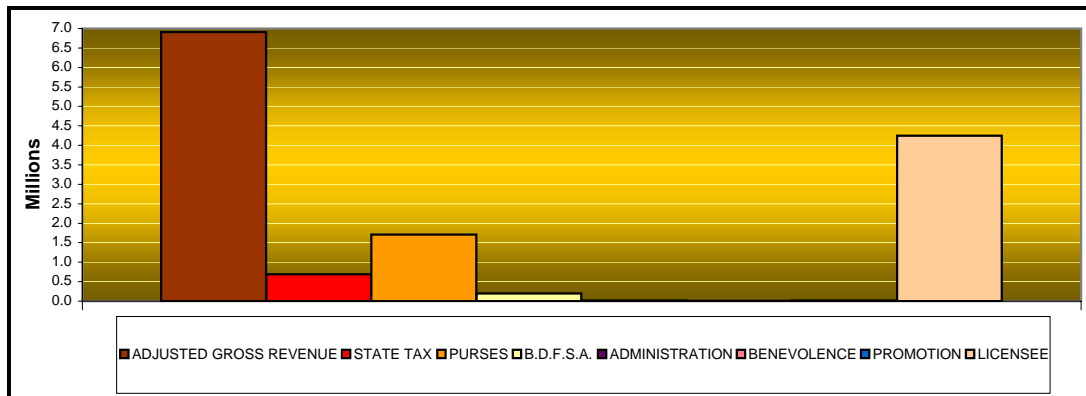


JEFF A. McMAHAN, CFE
State Auditor and Inspector

May 14, 2007

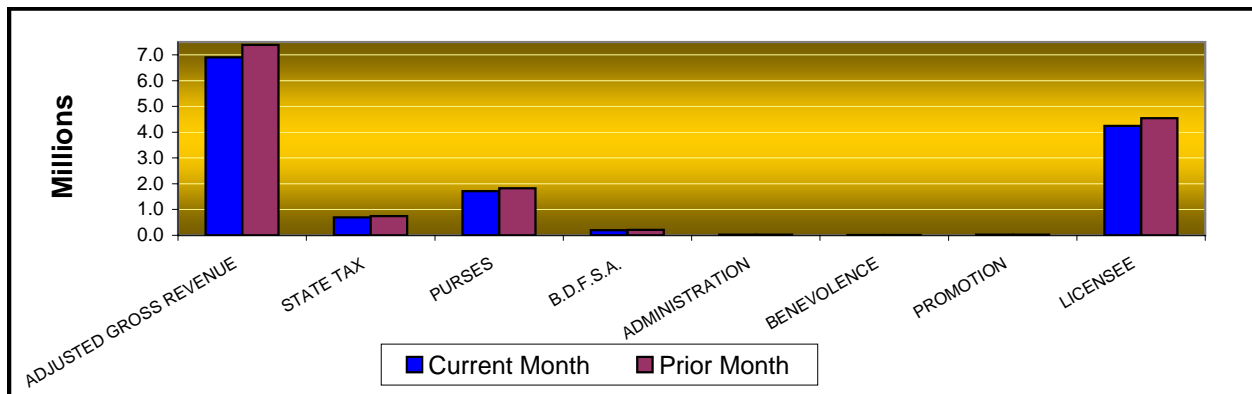
**OKLAHOMA STATE AUDITOR & INSPECTOR
GAMING AT OKLAHOMA HORSE RACING TRACKS
APRIL 2007**

	<u>TOTAL</u>	<u>BLUE RIBBON DOWNS</u>	<u>WILL ROGERS DOWNS</u>	<u>REMINGTON PARK</u>
Gaming Days This Month	90	30	30	30
Opening Date		10/17/05	12/09/05	11/21/05
Adjusted Gross Revenue	<u>\$6,910,081.11</u>	<u>\$352,605.04</u>	<u>\$1,677,852.66</u>	<u>\$4,879,623.41</u>
State Tax				
Higher Education Trust Fund	82,920.97	4,231.26	20,134.23	58,555.48
Education Reform	608,087.14	31,029.24	147,651.04	429,406.86
Purse Fund				
<u>Purses</u>				
Thoroughbred	835,521.91	34,511.22	164,219.83	636,790.86
Quarterhorse	765,387.98	35,106.24	167,051.21	563,230.53
Paint & Appaloosa	109,700.88	7,801.39	37,122.49	64,777.00
Breeding Development Fund				
<u>Special Account</u>				
Thoroughbred	100,838.85	4,165.15	19,819.64	76,854.06
Quarterhorse	99,608.29	3,570.13	16,988.26	79,049.90
Paint & Appaloosa	11,156.03	793.36	3,775.18	6,587.49
<u>Administration</u>				
Thoroughbred	9,603.70	396.68	1,887.58	7,319.44
Quarterhorse	8,871.75	396.68	1,887.58	6,587.49
Paint & Appaloosa	1,239.55	88.15	419.46	731.94
<u>Benevolence</u>				
Thoroughbred	4,801.85	198.34	943.79	3,659.72
Quarterhorse	4,435.88	198.34	943.79	3,293.75
Paint & Appaloosa	619.78	44.08	209.73	365.97
<u>Promotions</u>				
Thoroughbred	9,603.70	396.68	1,887.58	7,319.44
Quarterhorse	8,871.75	396.68	1,887.58	6,587.49
Paint & Appaloosa	1,239.55	88.15	419.46	731.94
Licensee	<u>\$4,247,571.55</u>	<u>\$229,193.27</u>	<u>\$1,090,604.23</u>	<u>\$2,927,774.05</u>



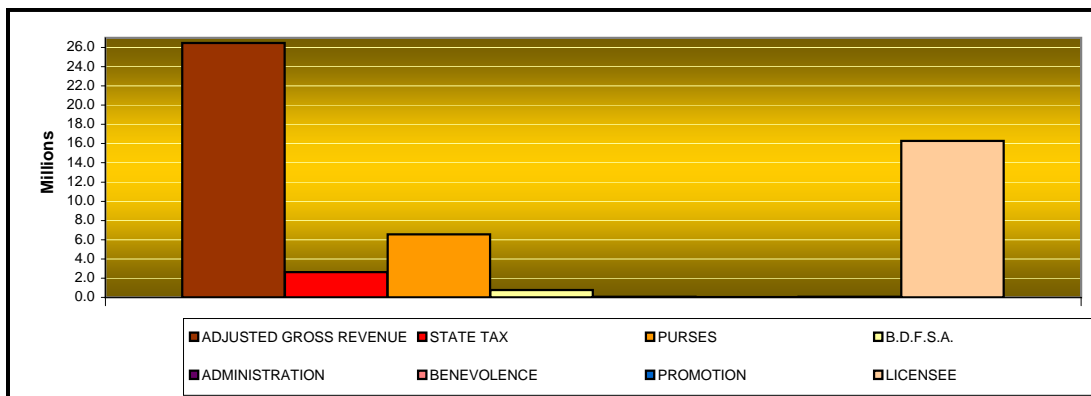
**OKLAHOMA STATE AUDITOR & INSPECTOR
GAMING AT OKLAHOMA HORSE RACING TRACKS
APRIL 2007**

	<u>TOTAL</u>	<u>PRIOR</u>	<u>%</u>	<u>PRIOR</u>	<u>%</u>
	90	MONTH	CHANGE	YEAR	CHANGE
Gaming Days	90	93	-3.23%	90	0.00%
Opening Date					
Adjusted Gross Revenue	\$6,910,081.11	\$7,391,202.62	-6.51%	\$6,429,402.04	7.48%
State Tax					
Higher Education Trust Fund	82,920.97	88,694.43	-6.51%	77,152.82	7.48%
Education Reform	608,087.14	650,425.83	-6.51%	565,787.38	7.48%
Purse Fund					
<u>Purses</u>					
Thoroughbred	835,521.91	892,651.99	-6.40%	806,789.16	3.56%
Quarterhorse	765,387.98	818,171.31	-6.45%	740,124.44	3.41%
Paint & Appaloosa	109,700.88	117,622.11	-6.73%	97,807.38	12.16%
Breeding Development Fund					
<u>Special Account</u>					
Thoroughbred	100,838.85	107,733.84	-6.40%	82,046.35	22.90%
Quarterhorse	99,608.29	106,349.22	-6.34%	75,266.89	32.34%
Paint & Appaloosa	11,156.03	11,961.57	-6.73%	9,946.51	12.16%
<u>Administration</u>					
Thoroughbred	9,603.70	10,260.37	-6.40%	9,116.26	5.35%
Quarterhorse	8,871.75	9,482.26	-6.44%	8,362.98	6.08%
Paint & Appaloosa	1,239.55	1,329.07	-6.74%	1,105.16	12.16%
<u>Benevolence</u>					
Thoroughbred	4,801.85	5,130.18	-6.40%	4,558.13	5.35%
Quarterhorse	4,435.88	4,741.13	-6.44%	4,181.49	6.08%
Paint & Appaloosa	619.78	664.53	-6.73%	552.60	12.16%
<u>Promotions</u>					
Thoroughbred	9,603.70	10,260.37	-6.40%	9,116.26	5.35%
Quarterhorse	8,871.75	9,482.26	-6.44%	8,362.98	6.08%
Paint & Appaloosa	1,239.55	1,329.07	-6.74%	1,105.16	12.16%
Licensee	\$4,247,571.55	\$4,544,913.08	-6.54%	\$3,928,020.09	8.14%



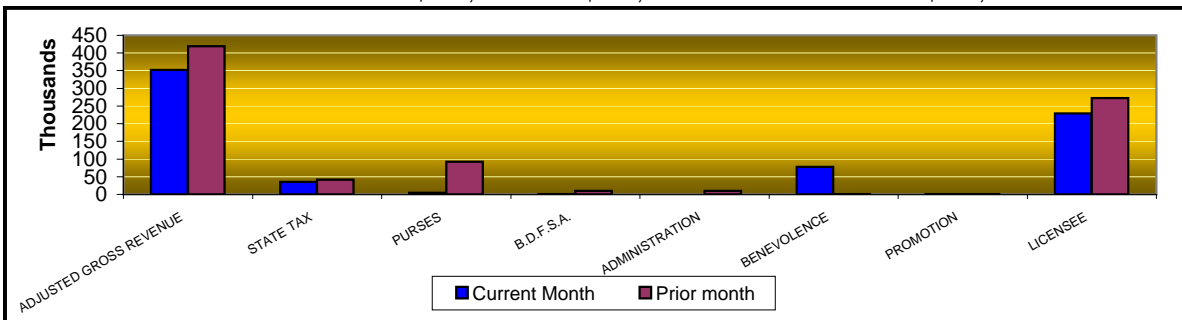
**OKLAHOMA STATE AUDITOR & INSPECTOR
GAMING AT OKLAHOMA HORSE RACING TRACKS
CALENDAR 2007**

	<u>TOTAL</u>	<u>BLUE RIBBON DOWNS</u>	<u>WILL ROGERS DOWNS</u>	<u>REMINGTON PARK</u>
Gaming Days This Year	360	120	120	120
Opening Date		10/17/05	12/09/05	11/21/05
Adjusted Gross Revenue	<u>\$26,459,625.96</u>	<u>\$1,455,214.63</u>	<u>\$6,315,113.44</u>	<u>\$18,689,297.89</u>
State Tax				
Higher Education Trust Fund	317,515.50	17,462.57	75,781.36	224,271.57
Education Reform	2,328,447.08	128,058.88	555,729.98	1,644,658.22
Purse Fund				
<u>Purses</u>				
Thoroughbred	3,199,474.24	142,429.13	618,091.73	2,438,953.38
Quarterhorse	2,930,845.50	144,884.81	628,748.48	2,157,212.21
Paint & Appaloosa	420,018.94	32,196.63	139,721.88	248,100.43
Breeding Development Fund				
<u>Special Account</u>				
Thoroughbred	386,143.41	17,189.71	74,597.28	294,356.42
Quarterhorse	381,441.21	14,734.05	63,940.53	302,766.63
Paint & Appaloosa	42,713.81	3,274.23	14,209.03	25,230.55
<u>Administration</u>				
Thoroughbred	36,775.59	1,637.13	7,104.50	28,033.96
Quarterhorse	33,972.18	1,637.13	7,104.50	25,230.55
Paint & Appaloosa	4,745.97	363.80	1,578.78	2,803.39
<u>Benevolence</u>				
Thoroughbred	18,387.77	818.54	3,552.25	14,016.98
Quarterhorse	16,986.08	818.54	3,552.25	12,615.29
Paint & Appaloosa	2,372.99	181.91	789.39	1,401.69
<u>Promotions</u>				
Thoroughbred	36,775.59	1,637.13	7,104.50	28,033.96
Quarterhorse	33,972.18	1,637.13	7,104.50	25,230.55
Paint & Appaloosa	4,745.97	363.80	1,578.78	2,803.39
Licensee	\$16,264,291.95	\$945,889.51	\$4,104,823.72	\$11,213,578.72



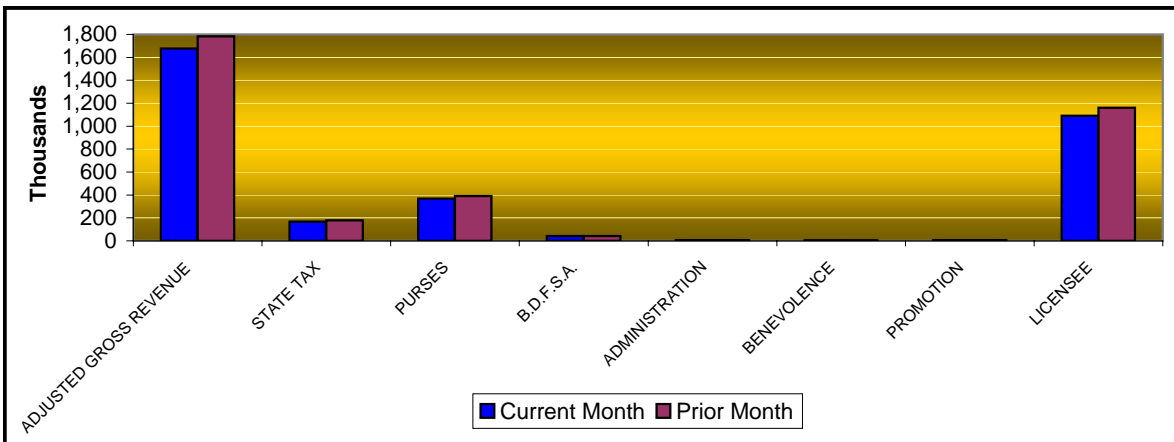
**OKLAHOMA STATE AUDITOR & INSPECTOR
GAMING AT OKLAHOMA HORSE RACING TRACKS
APRIL 2007**

<u>Blue Ribbon Downs</u>	<u>CURRENT MONTH</u>	<u>PRIOR MONTH</u>	<u>% CHANGE</u>	<u>APRIL 2006</u>	<u>% CHANGE</u>
Gaming Days	30	31	-3.23%	30	0.00%
Opening Date	10/17/2005				
Adjusted Gross Revenue	\$352,605.04	\$419,667.30	-15.98%	\$501,405.59	-29.68%
<u>State Tax</u>					
Higher Education Trust Fund	4,231.26	5,036.01	-15.98%	6,016.87	-29.68%
Education Reform	31,029.24	36,930.72	-15.98%	44,123.69	-29.68%
<u>Purse Fund</u>					
<u>Purses</u>					
Thoroughbred	34,511.22	41,074.94	-15.98%	49,921.20	-30.87%
Quarterhorse	35,106.24	41,783.13	-15.98%	49,921.20	-29.68%
Paint & Appaloosa	7,801.39	9,285.14	-15.98%	11,093.60	-29.68%
Breeding Development Fund					
<u>Special Account</u>					
Thoroughbred	4,165.15	4,957.31	-15.98%	5,076.73	-17.96%
Quarterhorse	3,570.13	4,249.13	-15.98%	5,076.73	-29.68%
Paint & Appaloosa	793.36	944.25	-15.98%	1,128.16	-29.68%
<u>Administration</u>					
Thoroughbred	396.68	472.13	-15.98%	564.08	-29.68%
Quarterhorse	396.68	472.13	-15.98%	564.08	-29.68%
Paint & Appaloosa	88.15	104.92	-15.98%	125.35	-29.68%
<u>Benevolence</u>					
Thoroughbred	198.34	236.05	-15.98%	282.04	-29.68%
Quarterhorse	198.34	236.05	-15.98%	282.04	-29.68%
Paint & Appaloosa	44.08	52.46	-15.97%	62.68	-29.67%
<u>Promotions</u>					
Thoroughbred	396.68	472.13	-15.98%	564.08	-29.68%
Quarterhorse	396.68	472.13	-15.98%	564.08	-29.68%
Paint & Appaloosa	88.15	104.92	-15.98%	125.35	-29.68%
<u>Licensee</u>	\$229,193.27	\$272,783.75	-15.98%	\$325,913.63	-29.68%



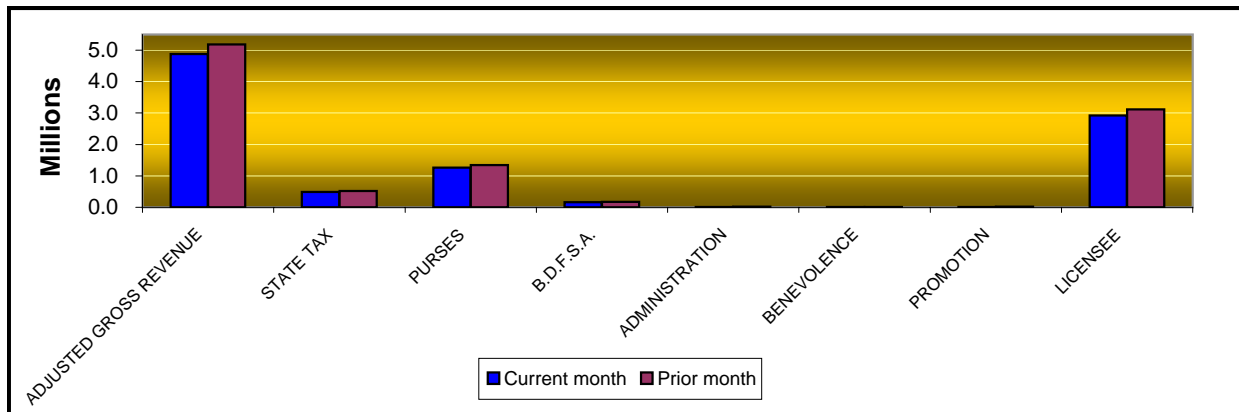
**OKLAHOMA STATE AUDITOR & INSPECTOR
GAMING AT OKLAHOMA HORSE RACING TRACKS
APRIL 2007**

<u>Will Rogers Downs</u>	<u>CURRENT MONTH</u>	<u>PRIOR MONTH</u>	<u>% CHANGE</u>	<u>APRIL 2006</u>	<u>% CHANGE</u>
Gaming Days	30	31	-3.23%	30	0.00%
Opening Date	12/09/05				
Adjusted Gross Revenue	\$1,677,852.66	\$1,784,162.75	-5.96%	\$906,171.91	85.16%
<u>State Tax</u>					
Higher Education Trust Fund	20,134.23	21,409.95	-5.96%	10,874.06	85.16%
Education Reform	147,651.04	157,006.32	-5.96%	79,743.13	85.16%
<u>Purse Fund</u>					
<u>Purses</u>					
Thoroughbred	164,219.83	174,624.93	-5.96%	90,220.75	82.02%
Quarterhorse	167,051.21	177,635.70	-5.96%	90,220.75	85.16%
Paint & Appaloosa	37,122.49	39,474.60	-5.96%	20,049.06	85.16%
Breeding Development Fund					
<u>Special Account</u>					
Thoroughbred	19,819.64	21,075.42	-5.96%	9,174.99	116.02%
Quarterhorse	16,988.26	18,064.65	-5.96%	9,174.99	85.16%
Paint & Appaloosa	3,775.18	4,014.37	-5.96%	2,038.89	85.16%
<u>Administration</u>					
Thoroughbred	1,887.58	2,007.18	-5.96%	1,019.44	85.16%
Quarterhorse	1,887.58	2,007.18	-5.96%	1,019.44	85.16%
Paint & Appaloosa	419.46	446.04	-5.96%	226.54	85.16%
<u>Benevolence</u>					
Thoroughbred	943.79	1,003.60	-5.96%	509.72	85.16%
Quarterhorse	943.79	1,003.60	-5.96%	509.72	85.16%
Paint & Appaloosa	209.73	223.02	-5.96%	113.27	85.16%
<u>Promotions</u>					
Thoroughbred	1,887.58	2,007.18	-5.96%	1,019.44	85.16%
Quarterhorse	1,887.58	2,007.18	-5.96%	1,019.44	85.16%
Paint & Appaloosa	419.46	446.04	-5.96%	226.54	85.16%
Licensee	\$1,090,604.23	\$1,159,705.79	-5.96%	\$589,011.74	85.16%



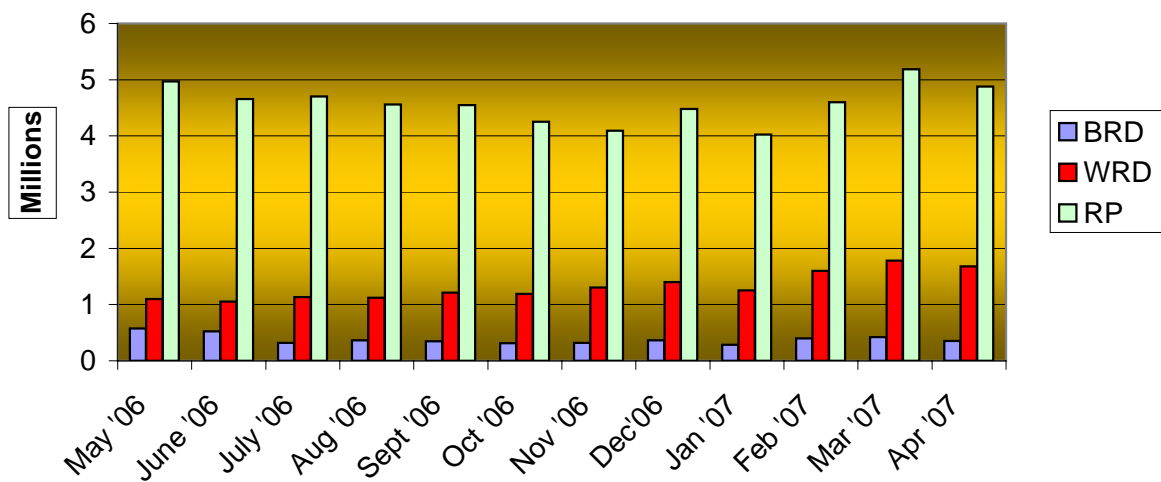
**OKLAHOMA STATE AUDITOR & INSPECTOR
GAMING AT OKLAHOMA HORSE RACING TRACKS
APRIL 2007**

<u>Remington Park</u>	<u>CURRENT MONTH</u>	<u>PRIOR MONTH</u>	<u>% CHANGE</u>	<u>APRIL 2006</u>	<u>% CHANGE</u>
Gaming Days	30	31	-3.23%	30	0.00%
Opening Date	11/21/05				
Adjusted Gross Revenue	\$4,879,623.41	\$5,187,372.57	-5.93%	\$5,021,824.54	-2.83%
State Tax					
Higher Education Trust Fund	58,555.48	62,248.47	-5.93%	60,261.89	-2.83%
Education Reform	429,406.86	456,488.79	-5.93%	441,920.56	-2.83%
Purse Fund					
<u>Purses</u>					
Thoroughbred	636,790.86	676,952.12	-5.93%	666,647.21	-4.48%
Quarterhorse	563,230.53	598,752.48	-5.93%	599,982.49	-6.13%
Paint & Appaloosa	64,777.00	68,862.37	-5.93%	66,664.72	-2.83%
Breeding Development Fund					
<u>Special Account</u>					
Thoroughbred	76,854.06	81,701.11	-5.93%	67,794.63	13.36%
Quarterhorse	79,049.90	84,035.44	-5.93%	61,015.17	29.56%
Paint & Appaloosa	6,587.49	7,002.95	-5.93%	6,779.46	-2.83%
<u>Administration</u>					
Thoroughbred	7,319.44	7,781.06	-5.93%	7,532.74	-2.83%
Quarterhorse	6,587.49	7,002.95	-5.93%	6,779.46	-2.83%
Paint & Appaloosa	731.94	778.11	-5.93%	753.27	-2.83%
<u>Benevolence</u>					
Thoroughbred	3,659.72	3,890.53	-5.93%	3,766.37	-2.83%
Quarterhorse	3,293.75	3,501.48	-5.93%	3,389.73	-2.83%
Paint & Appaloosa	365.97	389.05	-5.93%	376.65	-2.84%
<u>Promotions</u>					
Thoroughbred	7,319.44	7,781.06	-5.93%	7,532.74	-2.83%
Quarterhorse	6,587.49	7,002.95	-5.93%	6,779.46	-2.83%
Paint & Appaloosa	731.94	778.11	-5.93%	753.27	-2.83%
Licensee	\$2,927,774.05	\$3,112,423.54	-5.93%	\$3,013,094.72	-2.83%



OKLAHOMA STATE AUDITOR & INSPECTOR
GAMING AT OKLAHOMA HORSE RACING TRACKS
APRIL 2007

ADJUSTED GROSS REVENUE
PREVIOUS TWELVE MONTHS





Office of the State Auditor and Inspector
2300 N. Lincoln Boulevard, Room 100
Oklahoma City, OK 73105-4896

www.sai.state.ok.us